



SN-DOWA60

Dual mode IR sensor (3M tape mounting)

Product Description

SN-DOWA60 is a contactless IR sensor switch,
The sensor distance is 10-15cm.
This is a dual mode sensor with 2 function.
Door trigger sensor and hand waving sensor.


Product highlights

- a, Low energy consumption, sensitive, large load power, low fever, stable and reliable
- b, No sunlight interference, no halogen lamps interference
- c, It has light gradually eliminate gradually function

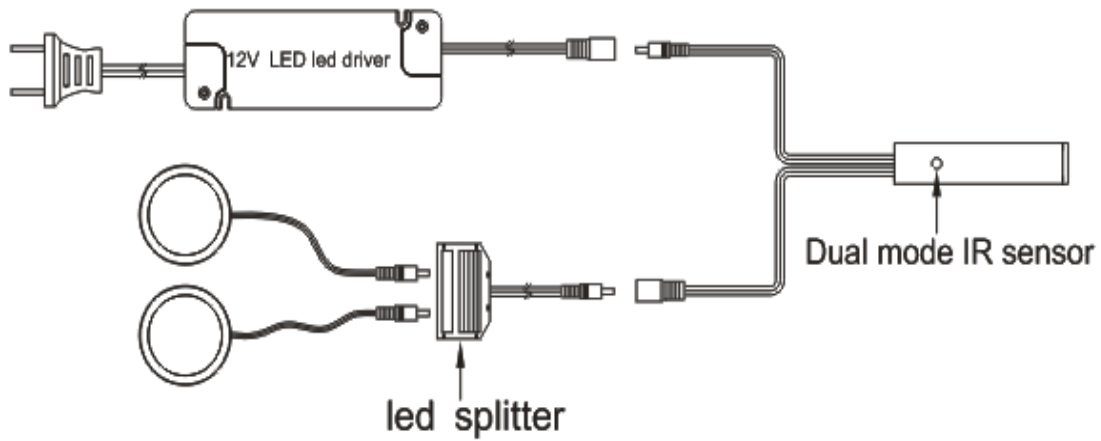
Specifications

Model: SN-DOWA60
Working voltage: DC12V
Working temperature: -20°C ~ +50°C
Standby current: ≤60W
Load type: LED lamp (12VDC)
Sensor distance: 10-15cm
Detect object: moveable object
Installation: 3M tape
Dimensions: 62(H)×13(W)mm
Finish: Aluminum
Light gradually eliminate gradually time:
3s light gradually, 1.5s eliminate gradually

Product size:



Connection diagram:




Installation:

Tear off the gum then attach the switch to the right place

Noice: Before installation,pls make sure the surface is flat,dry and clean



Function:




Use a pin insert into the hole, to change the function (The default is door trigger sensor)
Door trigger sensor :The IR-sensor controller senses door movement in front of the sensor eye (10-15cm) for on and off switching. This sensor is for one way operation only.

Hand waving sensor: The IR-sensor controller senses hand movement in front of the sensor eye (10-15cm) for on and off switching. This sensor is for one way operation only.

Applications

Suitable for wardrobe, wine cabinet, cupboard
and other station decorative lighting

Application



Important safety instructions

- For indoor use only.
- Please periodically check the wires, transformers and other parts in case of damage. If any part is damaged, the product should not be used.
- When install and use the sensors, please strictly observe the requirements of this specification. Keep the instructions for future use.
- Do not install the fixture in an aqueous liquid dripping place.

Maintenance

- The sensor external cord cannot be replaced; if the core is damaged, the sensor should be discarded and cannot continue to be used. Different mounting surface need use Different mounting hardware .Be sure depending on the mounting surface; select the appropriate screws and bolts.
- Please clean with a dry rag, do not use strong cleaning agents.