



SENSING INNOVATION

Top Notch **Sensors & Sensor Lighting**
Solutions by Sensinova

ABOUT US

At Sensinova, we are India's No.1 leading company in motion sensors and sensor lights. Pioneering automation, energy efficiency, and smart lighting solutions for over a decade. Our commitment to innovation drives us to create cutting-edge, high-quality sensor Technology that enhances security, convenience, and sustainability across residential, Commercial, and industrial spaces.

With an extensive product portfolio, sensinova offers solutions for every application, ensuring that our customers experience seamless automation, optimal energy savings, and hassle-free operations. our sensors are designed to sense what matters most, delivering intelligent, adaptive lighting that transforms the way spaces function.

Backed by years of expertise, a robust r&d team, and a passion for excellence, sensinova continues to set new benchmarks in the industry. Whether it's motion sensors, microwave sensors, presence detectors, or touchless lighting solutions, we bring you the future of automation today.

OUR CLIENTS



TRUE PRESENCE SENSOR



NANO PRO-S

5 YEAR WARRANTY

(Surface Mount - 360° Detection)

Hold Time:	5sec-30min
Load Capacity:	800W LED
Detection Range:	Movement: 3-4m
	Slight motion: 3-4m
	Breathing: 2-3m
IP Rating:	IP20

Also Available in Flush Mount

MICROWAVE SENSOR




NANO 16

5 YEAR WARRANTY

(Ceiling Mounted - 360° Detection)

Hold Time:	10sec-12min
Load Capacity:	6Amp
Detection Distance:	2-16m (Radius) Adj
Installation Height:	2-6m

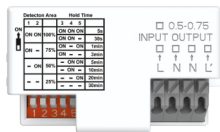


NOVA 4T

5 YEAR WARRANTY

(Wall/Ceiling Mounted - 180°/360° Detection)

Hold Time:	10sec-12min
Load Capacity:	5Amp
Detection Distance:	Wall: 5-15m Adj
	Ceiling: 1-8m Adj
Installation Height:	2-6m



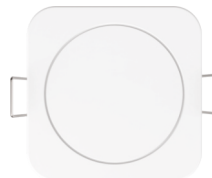
Manual Override/Bypass

NOVA MINI

5 YEAR WARRANTY

(Wall/Ceiling Mounted - 180°/360° Detection)

Hold Time:	5sec-30min
Load Capacity:	200W LED
Detection Distance:	5-12m (Radius) Adj
Installation Height:	2-4m



NANO F16

5 YEAR WARRANTY

(Flush Mounted - 360° Detection)

Hold Time:	10sec-12min
Load Capacity:	5Amp
Detection Distance:	1-8m (Radius) Adj
Installation Height:	1.5-3.5m
Cut-out Dimension:	62mm Ø



NANO W12

5 YEAR WARRANTY

(Wall Mounted - 180° Detection) **IP65**

Hold Time:	10sec-12min
Load Capacity:	5Amp
Detection Distance:	5-12m (Radius) Adj
Installation Height:	1.5-3.5m



NANO HB20

5 YEAR WARRANTY

(Highbay Sensor - 360° Detection with 1-10v Dimming) **IP65**

Hold Time:	10sec-12min
Load Capacity:	6Amp
Detection Distance:	4-10m (Radius) Adj
Installation Height:	4-15m

DC SENSOR



DRY CONTACT OUTPUT

NOVA DC (NONC)

5 YEAR WARRANTY

(Ceiling Mounted - 360° Detection)

Input:	12-24V / DC
Hold Time:	8sec-12min
Load Capacity:	5Amp
Detection Distance:	2-8m (Radius) Adj
Installation Height:	2-4m



DRY CONTACT OUTPUT

NOVA PFC-S

5 YEAR WARRANTY

(Ceiling Mounted - 360° Detection)

Input:	220-240V / AC
Hold Time:	8sec-12min
Load Capacity:	7Amp (Dry Contact)
Detection Distance:	8m Max Adj
Installation Height:	2-4m



IRIS S8

3 YEAR
WARRANTY

(Ceiling Mounted - 360° Detection)

Hold Time: 10sec-7min

Load Capacity: 200W LED

Detection Distance: 8m (<24°C)

Installation Height: 2-3.5m



IRIS F8

3 YEAR
WARRANTY

(Flush Mounted - 360° Detection)

Hold Time: 10sec-12min

Load Capacity: 200W LED

Detection Distance: 8m (<24°C)

Installation Height: 1.8-4m

Cut-out Dimension: 63mm Ø



IRIS S10

3 YEAR
WARRANTY

(Ceiling Mounted - 360° Detection)

Hold Time: 10sec-15min

Load Capacity: 200W LED

Detection Distance: 10m (<24°C)

Installation Height: 2.2-4m



IRIS F20

3 YEAR
WARRANTY

(Flush Mounted - 360° Detection)

Hold Time: 10sec-30min

Load Capacity: 200W LED

Detection Distance: 20m (<24°C)

Installation Height: 2.2-6m

Cut-out Dimension: 45mm Ø



IRIS S12

3 YEAR
WARRANTY

(Ceiling Mounted - 360° Detection)

Hold Time: 10sec-7min

Load Capacity: 5Amp

Detection Distance: 8m (<24°C)

Installation Height: 2.2-4m



IRIS S12W

3 YEAR
WARRANTY

(Ceiling Mounted - 360° Detection)

Hold Time: 10sec-12min

Load Capacity: 5Amp

Detection Distance: 8m (<24°C)

Installation Height: 2.2-4m



IRIS S20 (Occupancy)

3 YEAR
WARRANTY

(Ceiling Mounted - 360° Detection)

Hold Time: 10sec-30min

Load Capacity: 10Amp

Detection Distance: 20m Max (<24°C)

Installation Height: 2-6m



IRIS F20R (Occupancy)

3 YEAR
WARRANTY

(Flush Mounted - 360° Detection)


Hold Time: 10sec-30min

Load Capacity: 10Amp

Detection Distance: 20m Max (<24°C)

Installation Height: 2.2-6m

Cut-out Dimension: 77mm Ø



IRIS S6DR

3 YEAR
WARRANTY

(Ceiling Mounted - 360° Detection)

Hold Time: 10sec-30min

Load Capacity: 10Amp

Detection Distance: 6m Max (<24°C)

Installation Height: 2.2-4m



IRIS W15

3 YEAR
WARRANTY

(Wall Mounted - 180° Detection)

Hold Time: 10sec-12min

Load Capacity: 5Amp

Detection Distance: 12m Max (<24°C)

Installation Height: 1.8-3.5m


Application:



Meeting room



Washroom



Corridor



Hotel



Outdoor



NOX (Wardrobe Sensor AC)

(Single Door - 23V AC)

2 YEAR WARRANTY

Input:	220 - 240V / AC
Output:	5Amp
Sensing Distance:	6 to 10cm



SN-PC302

2 YEAR WARRANTY

Power Source:	220-240V / AC
Rated Current:	10A
Lux Rating:	<5-50 Lux Adj
IP Rating:	IP44

WARDROBE SENSOR - DC

NEO SERIES

(Dual Mode ON/OFF & Waving DC - 12V)

2 YEAR WARRANTY

Input:	12 -24V / DC
Output:	5Amp
Sensing Distance:	6 to 10cm



PROXIMITY PRESENCE SENSOR

TRIGGO


(Detect Smarter. React faster)

5 YEAR WARRANTY

Voltage :	110-240V/AC
Time Delay :	5sec - 15min
Detection Angle :	15°
Detection Distance :	0.1 - 3m
Installation Height :	0.2 - 1.5m



Application:



Dressign Table
& Mirror



Washroom



Cubiacle Office



Laboratory
Workbench



Study Table

SHINE-BRIGHT TUBELIGHT T5

Sensinova's versatile sensor lights are ideal for parking, fire exits, staircase, corridors. Pick PC or Metal body options, with dimmable (20% brightness without motion) or auto-off for energy savings.



Fitting Type: Surface Mounted	Lifetime: 35,000+ Hours
Sensor Type: Dimmable / On-Off	Color Temperature: 6500K, 4000K, 3000K
Voltage: 220-240V AC 50Hz	Power Factor: >0.95
Power: 18W	Dimensions: 1170mm/37mm/22mm(4ft)
Warranty: 2 Year	

SHINE-BRIGHT TUBELIGHT T8


Sensinova's versatile sensor lights are ideal for parking, fire exits, staircase, corridors. Pick PC or Metal body options, with dimmable (20% brightness without motion) or auto-off for energy savings.



Fitting Type: Surface Mounted	Lifetime: 35,000+ Hours
Sensor Type: Dimmable	Color Temperature: 6500K, 4000K, 3000K
Voltage: 220-240V AC 50Hz	Power Factor: >0.95
Power: 36W	Dimensions: 1170mm/31mm/36mm(4ft)
Warranty: 2 Year	

TULIP PRO (2 in 1) SURFACE & RECESSED MOUNT

Elevate your spaces with Sensinova's sensor lights, perfect for corridors. Choose from our 15W/20W LED options with dimmable (20% brightness without motion) or auto-off for energy conservation.



Fitting Type: Flush/Surface Mounted	Lifetime: 35,000+ Hours
Sensor Type: Dimmable / On-Off	Color Temperature: 6500K
Voltage: 175-275V AC 50Hz	Power Factor: >0.95
Power: 15W/20W	Warranty: 2 Year
20W Cut-Out: 168mm Ø	15W Cut-Out: 95mm Ø

TULIP SENSOR LIGHT SURFACE MOUNT

Experience Sensinova's smart lighting solutions: our sensor lights for corridors, staircases, fire exits, and parking areas come with 18W/12W LEDs, dimming to 20% brightness in idle times or switching off automatically for efficient energy use.

Fitting Type: Surface Mounted	Color Temperature: 6500K, 4000K, 3000K
Sensor Type: Dimmable / On-Off	Power Factor: >0.95
Voltage: 220-240V AC 50Hz	Lifetime: 35,000+ Hours
Power: 12W/18W	
Warranty: 2 Year	



BULKHEAD

Brighten your outdoor spaces with Sensinova's Street Light. Built for excellence with IP65 weather resistance, these lights ensure safety and clear visibility in gardens, patios, walkways. Experience the efficiency of Sensinova's street lighting.

Fitting Type:	Pole/Wall	Dimming Level:	20% (Stand by)
Sensor Type:	Dimmable & On-Off	Power:	20W
Voltage:	220-240V AC	Mounting Height:	2.5-4 mtr
Power Frequency:	50/60Hz	Power Factor:	>0.95
Detection Distance:	4-6m(Radius)		
Warranty:	2 Year		



STREET LIGHTS

Brighten your outdoor spaces with Sensinova's Street Light. Built for excellence with IP65 weather resistance, these lights ensure safety and clear visibility in gardens, patios, walkways, gated communities, school & colleges campus, hospitals, worship places, corporates, etc. Experience the efficiency of Sensinova's street lighting.

Fitting Type:	Pole/Wall	Dimming Level:	20% (Stand by)
Sensor Type:	Dimmable & On-Off	Light Output:	5000 Lumens
Voltage:	220-240V AC	Power:	50W
Power Frequency:	50/60Hz	Mounting Height:	2.5-4 mtr
Detection Distance:	8m(Radius)	Power Factor:	>0.95
Warranty:	2 Year		

TULIP 10WW

Brighten outdoor spaces with Sensinova's 10W sensor lights. Built for excellence with IP65 weather resistance, these lights ensure safety and clear visibility in gardens, patios, and walkways. Experience the efficiency of Sensinova's sensor lighting.

Fitting Type:	Wall Mounted	Detection Distance:	5-12m (<24 C) Adjustable
Sensor Type:	On-Off	Color Temperature:	6500K
Voltage:	220-240V AC	Detection Range:	180°
Power:	10W	IP Rating:	IP65
Warranty:	2 Year		



2X2 PANEL LIGHT

Introducing our advanced sensor-based 2X2 panel light, ideal for commercial spaces. It features PWM dimming technology, adjusting brightness from 100% to 50%, then to 10% for vibrant illumination and energy efficiency.

Fitting Type:	Surface Mounted	Lifetime:	35,000+ Hours
Sensor Type:	Dimmable	Color Temperature:	6500K
Voltage:	220-240V AC 50Hz	Power Factor:	>0.95
Power:	36W	Warranty:	2 Year

**2 YEAR
WARRANTY**

 Lifetime
Up to 35,000+
Burning Hours

 off On

 DIMMABLE




 ENERGY
SAVING







GET IN TOUCH

 +91 95867 74775

 +91 99797 64665

 info@sensinova.in

 Sensinova India, C K Patel Estate, Survey
Number 372, Opp. Tata Motors Service
Centre, Near RamaKaka Deri, Chhani,
Vadodara-391740

Scan For More Details



Follow us on:

